

Colour

Colour is one of the visual elements of art.


Colour has one of the greatest influences on our emotions
(how we feel).

How does colour make you feel?

Do you like things to be colourful or plain?

Hot or Cold?

Last term we learnt that colours can be sorted into two groups: hot or cold.






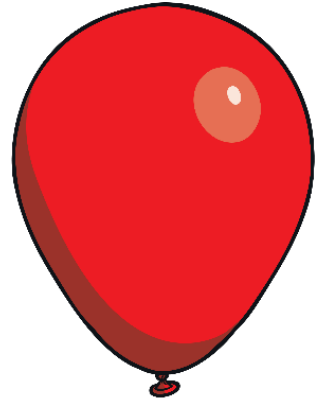


Which colours do you think about when you hear the word 'hot'?

Which colours do you think about when you hear the word 'cold'?



Hot or Cold?

Can you remember which of these colours are hot and which are cold?




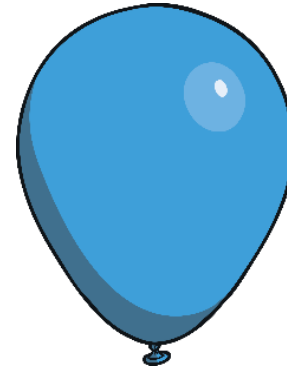

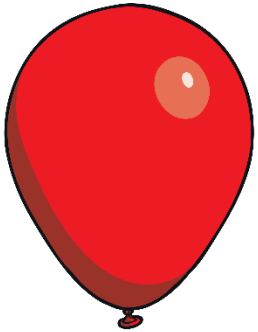


Hot or Cold?

Answer

Hot

Cold

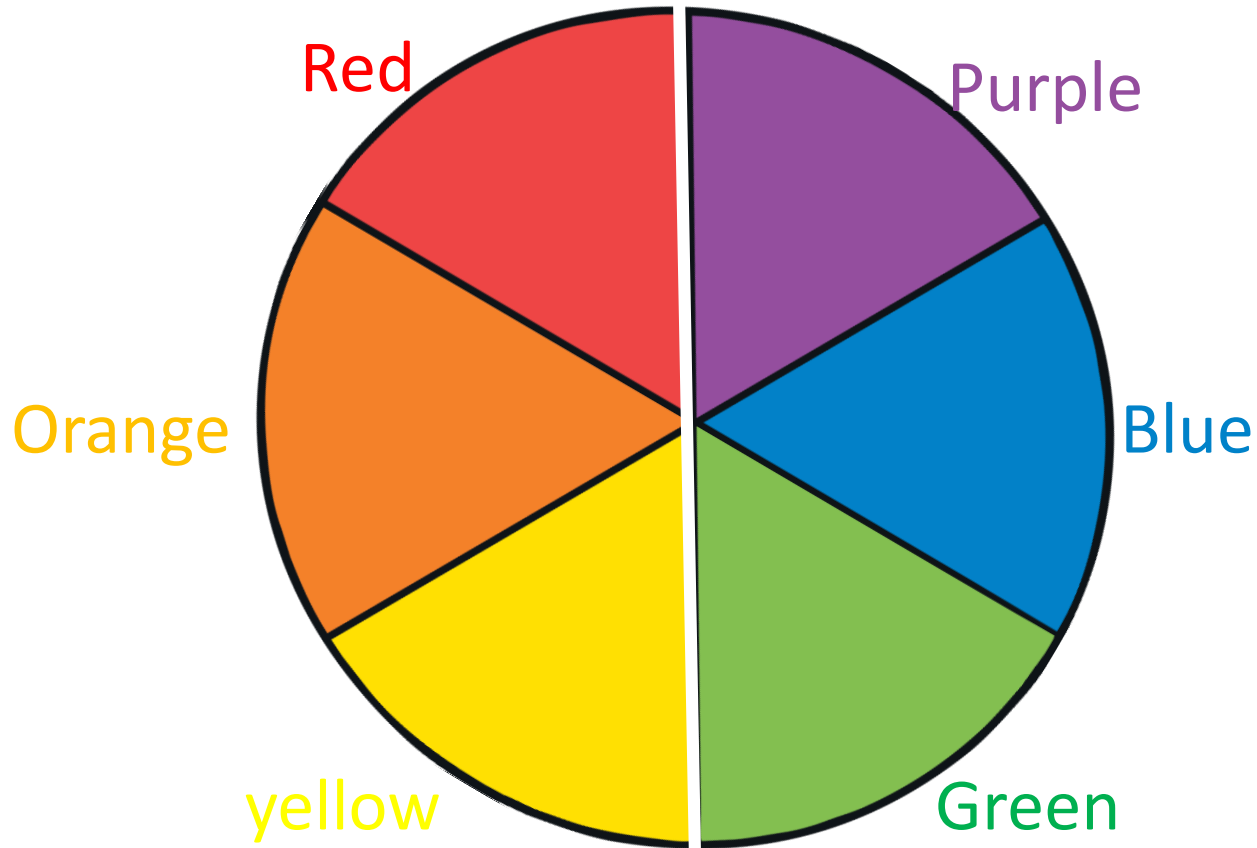


Were you right?

Colour Wheel

Hot

Cold



Art Using Cold Colours




Photo courtesy of Vincent Van Gogh (@Wickimedia), Sonictk (@flickr.com) - granted under creative commons licence - attribution

Art Using Hot Colours




Photo courtesy of Banard, George, Jedudedek (@Wickimedia), KreativeHexenkueche (@pixabay.com) - granted under creative commons licence - attribution


Contrasting Colours

A contrast of colours is created when two opposite colours are used together.

Artists use contrasting colours as they are eye catching and exciting.

Contrasts can be created by choosing colours that are on opposite sides of the colour wheel.

Contrasting Colours



Which paintings did you like the best?

Can you name one hot colour and one cold colour?

What colours could you use to make a contrast?

Before Christmas you chose hot and cold colours to colour in a picture of a moon and a sun (like the examples below).



Activity Task:


To create your own hot and cold picture.

You can draw anything you like, but you must show a contrast of hot and cold colours.

You can choose the media to use – e.g. coloured crayons/ felt pens/ paint/ collage materials.

(I have put some examples for ideas on the next pages to help you.)





Have fun!
I shall look forward to seeing
your finished artwork!

If you can take a photo of your work and email
it to me using the class email address.

Remember to keep all your work safe and bring
it in to school when we are allowed to return.

Best wishes Mrs Edge